



### District Report Card: 2017


<b>State:</b> Rajasthan	<b>District:</b> Bundi
<b>Class:</b> 8	<b>Subject:</b> Language
<b>Schools:</b> 51	<b>Students:</b> 1123


### Participation/Coverage


#### Students

<div>GENDER</div> <div></div>	Boys		Girls	
	Number	%	Number	%
	535	47.64	588	52.36

<div>AREA</div> <div></div>	Rural		Urban	
	Number	%	Number	%
	1040	92.61	83	7.39

<div>CATEGORY</div> <div></div>	SC		ST		OBC		GEN	
	Number	%	Number	%	Number	%	Number	%
	268	23.86	251	22.35	567	50.49	37	3.29

<div>CWSN</div> <div></div>	LD	VI	HI	S&LD	ID	Oth
	4	2	2	2	5	23

<div>Management</div> <div></div>	Government		Government-aided	
	Number	%	Number	%
	1123	100.00	0	0.00

### Average Performance of Students in Language (%)

Overall	Gender		Area		Management		Social Group			
	Male	Female	Rural	Urban	Govt.	Aided	SC	ST	OBC	GEN
68.58	70.34	66.97	68.92	64.26	68.58	0.00	63.88	67.73	70.63	76.94

### Performance on Learning Outcomes (LOs)

Learning Outcomes	Description	Average Performance(%)
L813	Read textual/non-textual materials with comprehension and identifies the details, characters, main idea and sequence of ideas and events while reading	68.58

Range of Performance of Students who Answered Correctly							
Below 30%		30% - 50%		50% - 75%		Above 75%	
Number	%	Number	%	Number	%	Number	%
68	6.06	151	13.45	434	38.65	470	41.85

### Lowest Performing Learning Outcomes (LOs)

1 - Read textual/non-textual materials with comprehension and identifies the details, characters, main idea and sequence of ideas and events while reading (68.58)